

EVOAQ Ventilation Quick Reference Guide



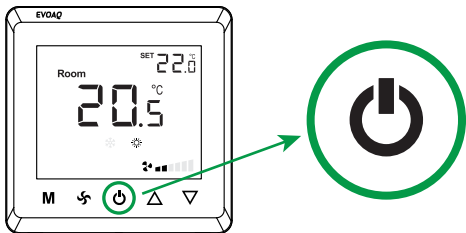
Let's get started →

For more information, visit www.evoaq.co.nz

Operation Instructions

ON/OFF Button

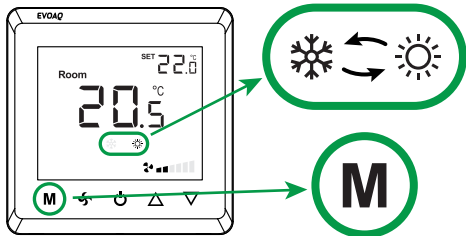
Turn the display on by pressing the **ON/OFF button** until the display lights up



The system is designed to run 24/7 - so only turn the controller off if you really have to!

MODE Button

Use the MODE button to switch between SUMMER mode (sun) and WINTER mode (snowflake)

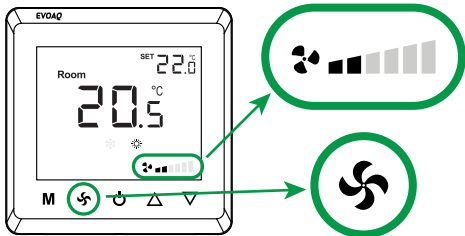


Use summer mode during the warmer (summer) months, and winter mode during the colder (winter) months - or if you have condensation issues

Ventilation Controller

FAN Button

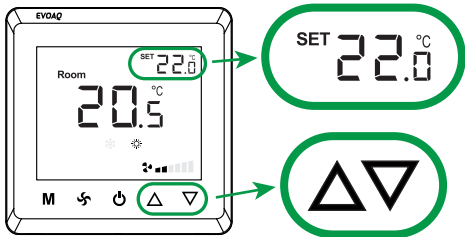
Use the FAN button to switch the ventilation rate to LOW



Ideally, the system should run at low ventilation rate; however, if you feel you need more ventilation (e.g. air feels stale, condensation) switch it higher as needed

SET Temperature

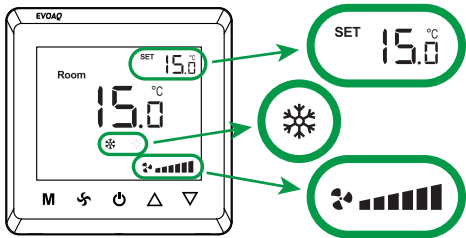
Use the UP and DOWN buttons to adjust the set temperature to 22.0°C



The set temperature should be within 5°C of your usual room temperature - generally, a set temperature of 20°C-23°C gives the best results

Condensation Issues?

To put the system into condensation control mode, change the settings as shown



Set the set temperature close or equal to the room temperature; put the system into WINTER mode; and set the ventilation rate to HIGH to maximise the amount of ventilation into your home

Ventilation Controller

FAQ & Troubleshooting

How often should I change the filters?

*It is important to change the filters regularly to maintain system performance. Check your filters every year and replace them **at least** every 2 years.*

I changed the fan setting but can't hear a difference in fan speed

The fan setting affects the overall ventilation rate, but the internal controls determine the exact fan speed. Changing the fan setting can take several minutes to noticeably take effect.

My system isn't heating/cooling

Please note this is a ventilation system; as such it cannot actively cool or heat your house - but it won't make it worse.

Technical Specifications

Set Temperature Range	5 - 35°C
Temperature Resolution	0.5°C
Operating Voltage	12 - 24VDC
Sensing Element	NTC Thermistor
Operating Temperature	0 - 40°C
Operating Humidity	5 - 90%
Display	3.5" Digital LCD
Approval	All Relevant AS/NZS
EMC Approval	All Relevant AS/NZS

For the full installation manual and further information on EVOAQ systems, check out our website

